

A

A
B
C

B

C

yes: scan through letters, write letter and go to controls
no: turn the page

D

D
E
F

E

F

yes: scan through letters, write letter and go to controls
no: turn the page

G

H

I

G
H
I

yes: scan through letters, write letter and go to controls
no: turn the page

J

K

L

J
K
L

yes: scan through letters, write letter and go to controls
no: turn the page

M

N

O

M
N
O

yes: scan through letters, write letter and go to controls
no: turn the page

P

Q

R

P
Q
R

yes: scan through letters, write letter and go to controls
no: turn the page

S

T

U

yes: scan through letters, write letter and go to controls
no: turn the page

S
T
U

V

W

X

yes: scan through letters, write letter and go to controls
no: turn the page

V
W
X



Y
Z



Controls Pages



On the next page, you will find two options for the controls page.

One has three buttons - this is for a student at A.1 to A.3 on the Writing with All Tools Continuum.

The second option has 6 buttons and this is the appropriate option for students who are at A.4 and above on the Writing with All Tools Continuum

Please print and use the appropriate controls page for your student


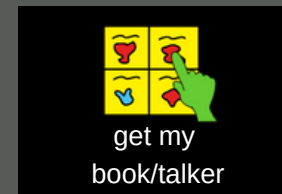
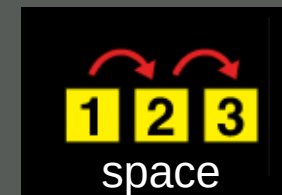

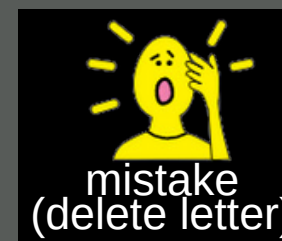
yes: scan through letters, write letter and go to controls
no: turn the page



yes: follow through as indicated
no: re-scan controls; if no response begin scanning
again at a - d

controls

PCS and Boardmaker are trademarks of Tobii Dynavox LLC. All rights reserved. Used with permission.



yes: follow through as indicated
no: re-scan controls; if no response begin scanning
again at a - d

yes: write the letter again and rescan this page

controls