

a

b

c

d



e

f

g

h



**i**

**j**

**k**

**l**

**m**

**n**

**o**

**p**

**q**

**r**



**s**


**t**



On the next page, you will find two options for the menu page.

One is designed to be cut into two flaps that are mounted onto the main flip chart - they can be folded out for use or folded away.  
The second is designed to be positioned below the letters and always visible. Please see images below for more information.





turn the page



space

PCS and Boardmaker are trademarks of Tobii Dynavox LLC. All rights reserved. Used with permission.



finish



turn the page



space



finish