
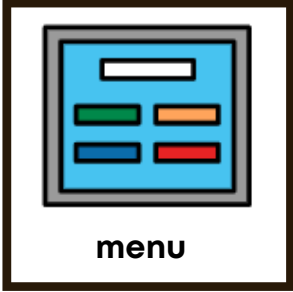







Instructions:  
Ask the student:  
"Do you want to use a,b,c,d or the menu?" Point to each letter and the menu as you name them. Student can look at a letter or at the menu cell to make a selection. If they choose the menu item, then do partner assisted scanning through the menu. Over time, you should be able to fade the auditory prompts with the letters and menu icon.










Instructions:  
Ask the student:  
"Do you want to use e, f, g, h or the menu?" Point to each letter and the menu as you name them. Student can look at a letter or at the menu cell to make a selection. If they choose the menu item, then do partner assisted scanning through the menu. Over time, you should be able to fade the auditory prompts with the letters and menu icon.





Instructions:  
Ask the student:  
"Do you want to use i, j, k, l or the menu?" Point to each letter and the menu as you name them. Student can look at a letter or at the menu cell to make a selection. If they choose the menu item, then do partner assisted scanning through the menu. Over time, you should be able to fade the auditory prompts with the letters and menu icon.









Instructions:





Ask the student:

"Do you want to use m, n, o, p or the menu?" Point to each letter and the menu as you name them. Student can look at a letter or at the menu cell to make a selection. If they choose the menu item, then do partner assisted scanning through the menu. Over time, you should be able to fade the auditory prompts with the letters and menu icon.



Instructions:  
Ask the student:  
"Do you want to use q, r, s, t or the menu?" Point to each letter and the menu as you name them. Student can look at a letter or at the menu cell to make a selection. If they choose the menu item, then do partner assisted scanning through the menu. Over time, you should be able to fade the auditory prompts with the letters and menu icon.






Instructions:

Ask the student:

"Do you want to use u, v, w, x or the menu?" Point to each letter and the menu as you name them. Student can look at a letter or at the menu cell to make a selection. If they choose the menu item, then do partner assisted scanning through the menu. Over time, you should be able to fade the auditory prompts with the letters and menu icon.




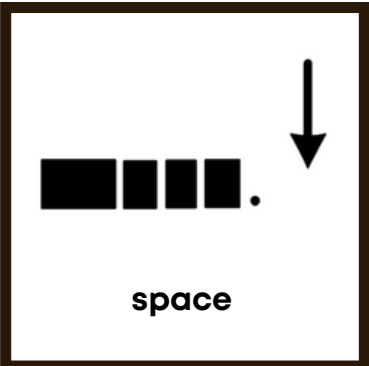
Instructions:

Ask the student:

"Do you want to use y, z, full stop, finish or the menu?" Point to each letter and the menu as you name them.

Student can look at a letter or at the menu cell to make a selection. If they choose the menu item, then do partner assisted scanning through the menu. Over time, you should be able to fade the auditory prompts with the letters and menu icon.





Instructions:  
The menu strip should be printed and attached to  
the back page of the flip chart as a flap.