


A



B

yes: scan through letters, write letter and go to controls
no: turn the page

A

B

C



D

yes: scan through letters, write letter and go to controls
no: turn the page

C

D

E



F

E

F

yes: scan through letters, write letter and go to controls
no: turn the page

G



G

H

H

yes: scan through letters, write letter and go to controls
no: turn the page

I



J

I

J

yes: scan through letters, write letter and go to controls
no: turn the page

K




L

K

L

yes: scan through letters, write letter and go to controls
no: turn the page

M



N

yes: scan through letters, write letter and go to controls
no: turn the page

M

N

O



P

yes: scan through letters, write letter and go to controls
no: turn the page

O

P

Q

Q

R



R

yes: scan through letters, write letter and go to controls
no: turn the page

S

S

T



T

yes: scan through letters, write letter and go to controls
no: turn the page

U



V

U

V

yes: scan through letters, write letter and go to controls
no: turn the page

W




X

W

X

Y



Z

yes: scan through letters, write letter and go to controls
no: turn the page

Controls Pages

On the next page, you will find two options for the controls page.

One has three buttons - this is for a student at A.1 to A.3 on the Writing with All Tools Continuum.

The second option has 6 buttons and this is the appropriate option for students who are at A.4 and above on the Writing with All Tools Continuum

Please print and use the appropriate controls page for your student

Y

Z



ABC
another letter



yes: follow through as indicated
no: re-scan controls; if no response begin scanning
again at a - d

controls

PCS and
Boardmaker
are trademarks
of Tobii Dynavox
LLC.
All rights reserved.
Used with
permission.



ABC
another letter



yes: follow through as indicated
no: re-scan controls; if no response begin scanning
again at a - d

controls