

space
T
N
H
M

E
O
S
C
B

A
I
F
P
W

R
L
Y
K
Q

D
G
X
J
Z

U
V
. ,
?

Home Page

Cut on the dotted lines

space

T

N

H

M

After each letter selected, scan side panel

space & TNHM

Cut on the dotted lines and around the tab



After each letter selected, scan side panel

EOSCB

Cut on the dotted lines and around the tab

A

I

F


P

W

After each letter selected, scan side panel

AIFPW


Cut on the dotted lines and around the tab



After each letter selected, scan side panel

Cut on the dotted lines and around the tab


RLYKQ



After each letter selected, scan side panel

Cut on the dotted lines and around the tab

DGXJZ



After each item selected, scan side panel

Cut on the dotted lines and around the tab

UV.,?

Print side panel and attach to back cover with tape.
When in use, this will fold out and extend beyond the other pages. When not in use, this can be folded away.

